

Scaled data based on original data using
LM-79-08 Approved Method: Electrical and Photometric Measurements of Solid-
State Lighting Products

Test Report Prepared for
Cooper Lighting Solutions
(formerly Eaton)

Brand: STREETWORKS

Report Number: P598105

Luminaire Tested: **PMM-SA3C-827-U-5WQ**

Issue Date: 5/27/2021

Test Information

Test Method: LM-79-08
Report Number: P598105
TEST IS SCALED FROM IESNA LM-79-08 TEST DATA (G2-1910-543-4)
Test Lab: INNOVATIONS CENTER
Issue Date: 5/27/2021
Manufacturer: COOPER LIGHTING SOLUTIONS (FORMERLY EATON)
Product Line: STREETWORKS
Catalog Number: PMM-SA3C-827-U-5WQ
Description: MESA POST TOP DECORATIVE LUMINAIRE. (3) LIGHTSQUARES WITH 16 LEDS EACH AND TYPE V WIDE OPTICS.
Light Source: -
Ballast/Driver: ELECTRONIC DRIVER

Summary

Lumens per Lamp: N/A
Luminaire Lumens: 14357 lumens
Efficiency: N/A
Efficacy: 86.5 lumens/watt
Luminous Opening: Rectangular (W 1' x L: 1' x H: 0')
IES Classification: Type V - Short
BUG Rating: B4 - U0 - G2

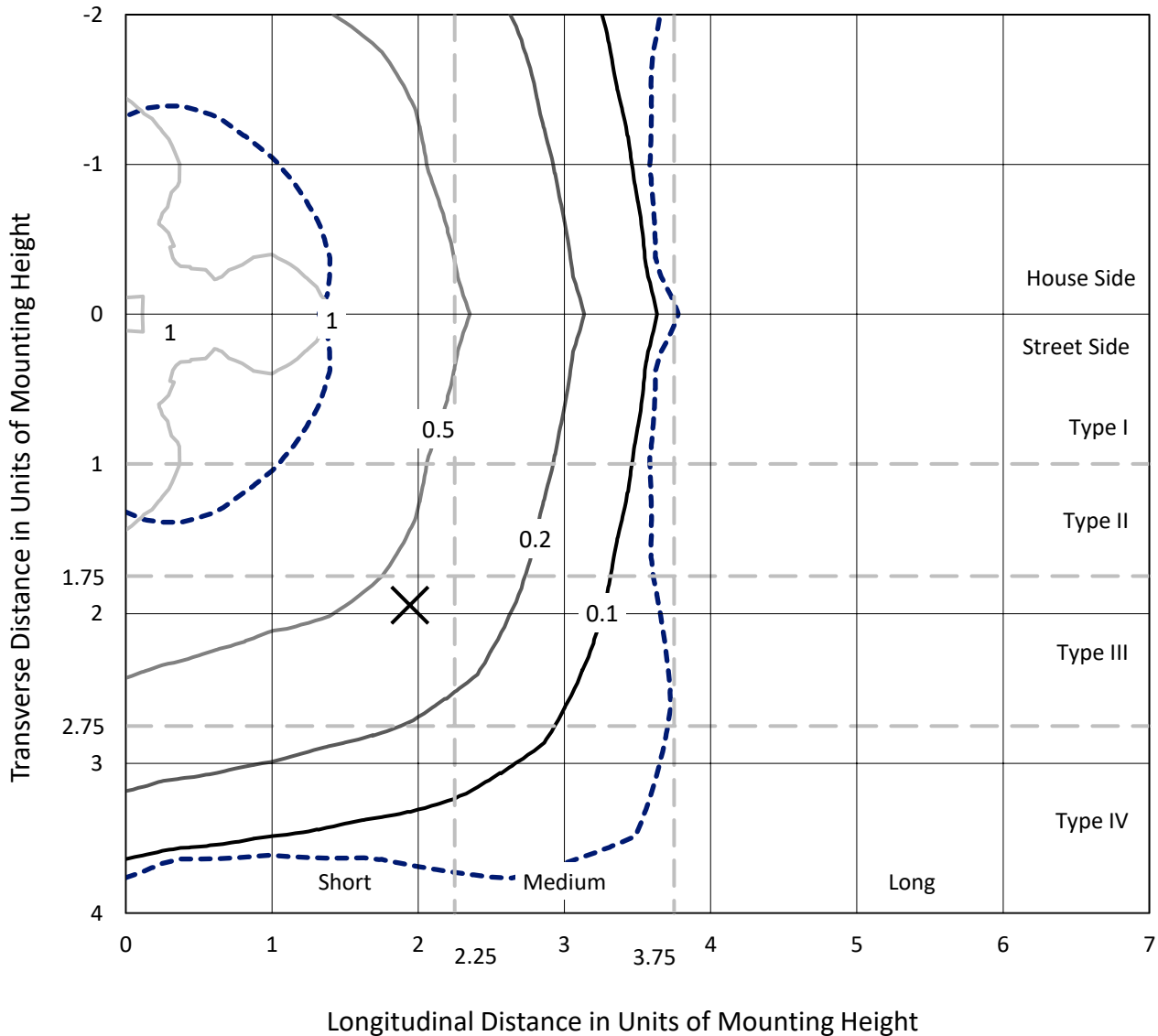
Input Watts (W): 166
Input Voltage (V): NR
Input Current (Ain): NR
Voltage Rise (V): NR
Power Factor: NR
Total Harmonic Distortion (THDi): NR
Frequency (hertz): 60
Stabilization Time: NR
Operation Time: NR
Ambient Temperature (°C): NR
Test Distance: 28.75 FT



REPORT NUMBER: P598105
 CATALOG NUMBER: PMM-SA3C-827-U-5WQ

Iso-Footcandle Lines of Horizontal Illumination

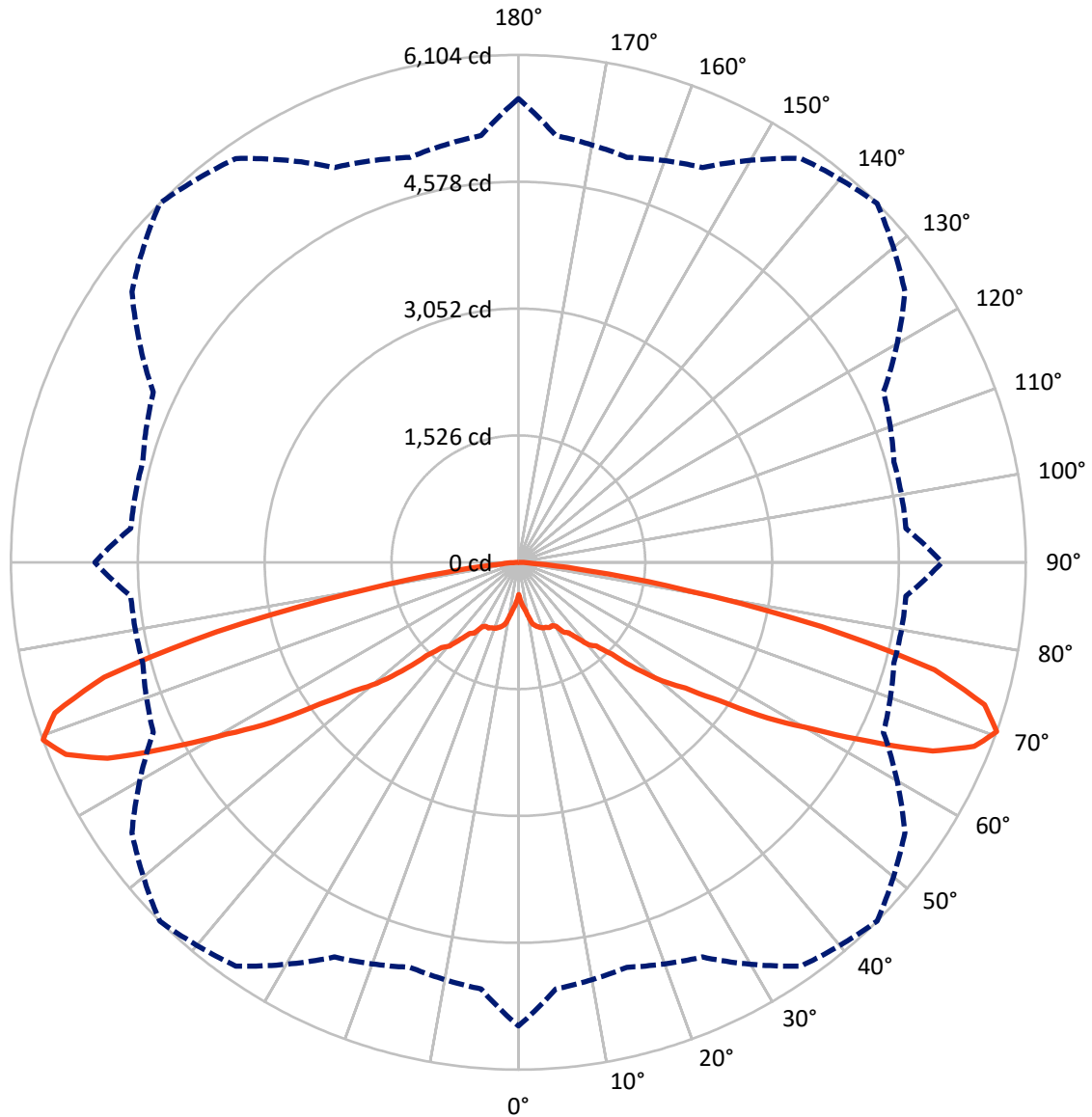
✕ Max cd
 - - - 1/2 Max cd



Based on 25 foot mounting height. Maximum calculated value = 1.2 fc
 Type V - Short - N/A

REPORT NUMBER: P598105
CATALOG NUMBER: PMM-SA3C-827-U-5WQ

Luminous Intensity Polar Plot



— Vertical Plane Through 45-Deg Lateral - - - Horizontal Cone Through 70-Deg Vertical

REPORT NUMBER: P598105

CATALOG NUMBER: PMM-SA3C-827-U-5WQ

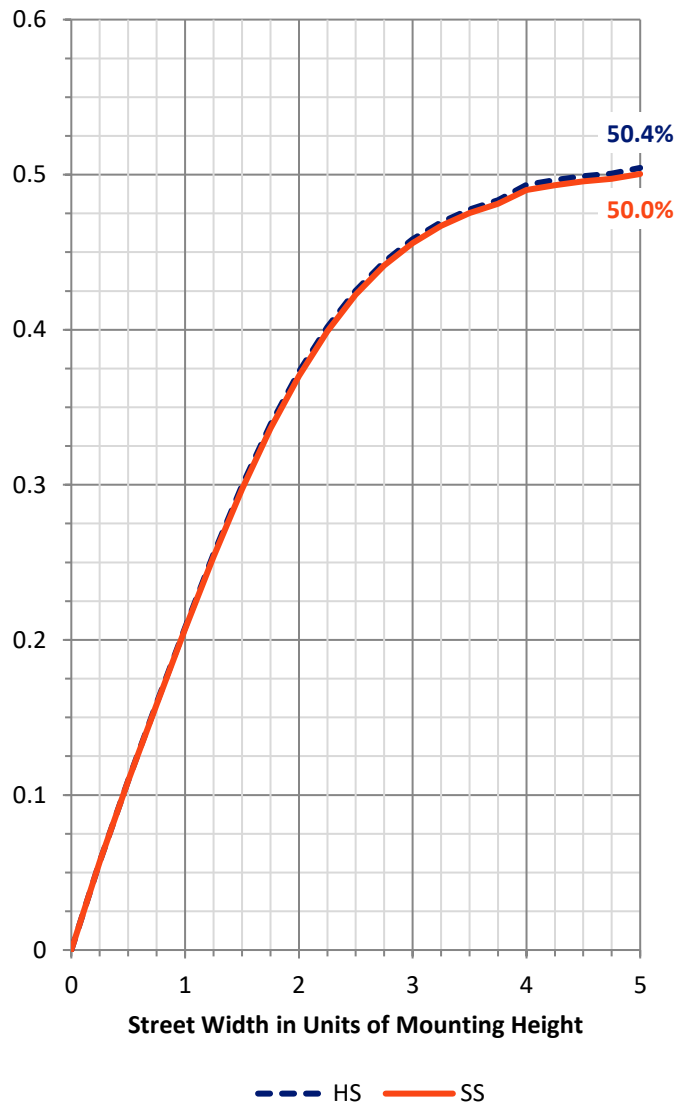
FLUX DISTRIBUTION:

		Downward	Upward	Total
House Side	Lumens	7178.5	0.0	7178.5
	% Fixture	50.0	0.0	50.0
Street Side	Lumens	7178.5	0.0	7178.5
	% Fixture	50.0	0.0	50.0
Total	Lumens	14357.0	0.0	14357.0
	% Fixture	100.0	0.0	100.0

ZONAL LUMENS:

Zone	Lumens	% Fixture
0°-10°	56.4	0.4
10°-20°	226.0	1.6
20°-30°	427.3	3.0
30°-40°	744.2	5.2
40°-50°	1422.8	9.9
50°-60°	2758.9	19.2
60°-70°	4830.9	33.6
70°-80°	3630.7	25.3
80°-90°	259.8	1.8
90°-100°	0.0	0.0
100°-110°	0.0	0.0
110°-120°	0.0	0.0
120°-130°	0.0	0.0
130°-140°	0.0	0.0
140°-150°	0.0	0.0
150°-160°	0.0	0.0
160°-170°	0.0	0.0
170°-180°	0.0	0.0
0°-90°	14357.0	100.0
0°-180°	14357.0	100.0

Coefficient of Utilization



REPORT NUMBER: P598105

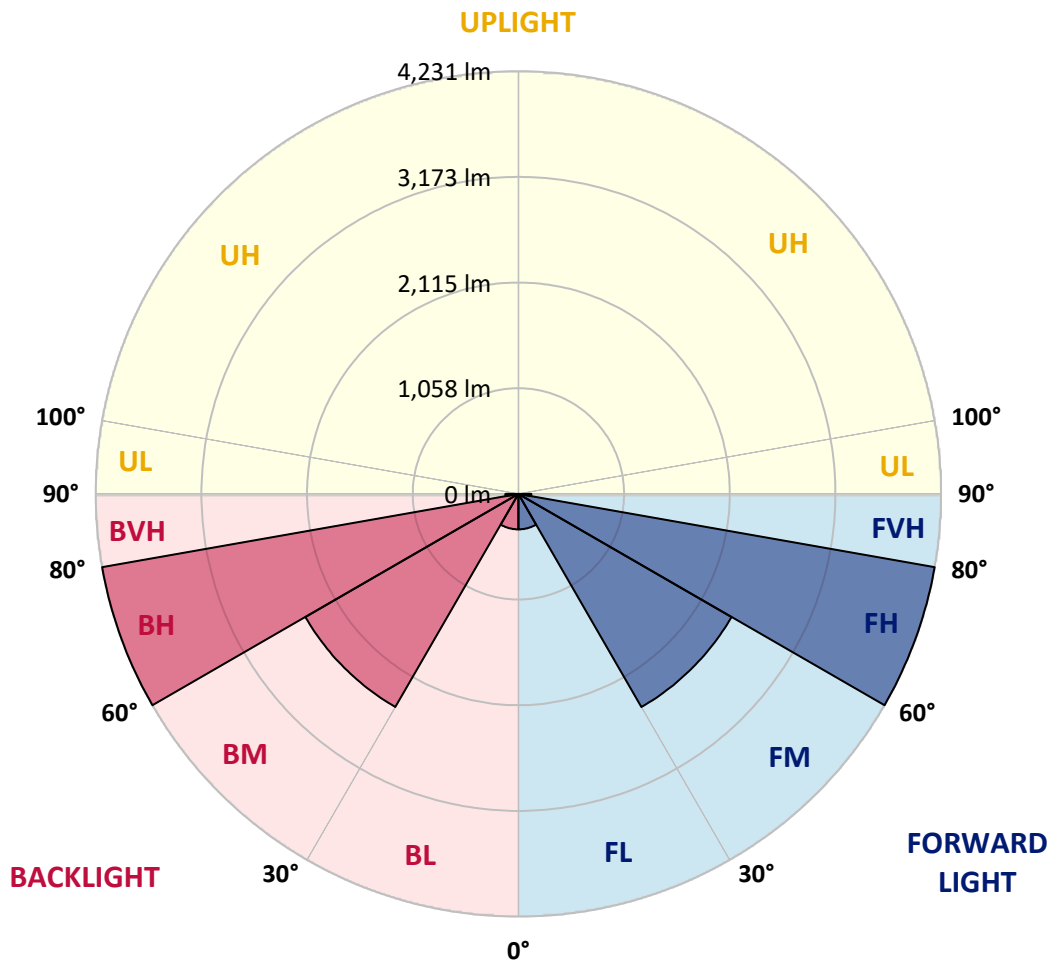
CATALOG NUMBER: PMM-SA3C-827-U-5WQ

LUMINAIRE CLASSIFICATION SYSTEM LUMEN TABLE AND BUG RATING:

Zone	Lumens	% Fixture	Zone Rating/Lumen Limit		
			B	U	G
FL (0°-30°)	354.9	2.5			
FM (30°-60°)	2463.0	17.2			
FH (60°-80°)	4230.8	29.5			G2/5000
FVH (80°-90°)	129.9	0.9			G2/225
BL (0°-30°)	354.9	2.5	B1/500		
BM (30°-60°)	2463.0	17.2	B2/2500		
BH (60°-80°)	4230.8	29.5	B4/5000		G2/5000
BVH (80°-90°)	129.9	0.9			G2/225
UL (90°-100°)	0.0	0.0		U0/0	
UH (100°-180°)	0.0	0.0		U0/0	

BUG Rating: B4-U0-G2

Type V Short





REPORT NUMBER: P598105

CATALOG NUMBER: PMM-SA3C-827-U-5WQ

CANDELA DISTRIBUTION (FULL):

	0°	5°	15°	25°	35°	45°	55°	65°	75°	85°	90°
0°	388.2	388.2	388.2	388.2	388.2	388.2	388.2	388.2	388.2	388.2	388.2
2.5°	472.3	465.1	442.2	443.3	453.9	455.0	456.2	442.2	438.9	467.3	469.0
5°	599.8	583.1	566.4	559.7	549.7	521.9	552.5	555.8	562.5	584.3	594.3
7.5°	685.1	664.5	641.6	627.7	600.4	577.6	602.6	623.2	636.6	661.1	675.0
10°	701.2	689.0	687.8	663.3	658.3	666.7	665.0	665.6	685.6	686.2	694.5
12.5°	751.9	760.8	743.5	735.2	740.2	760.8	744.1	736.9	741.9	764.7	755.2
15°	818.2	828.8	802.6	789.2	775.8	795.3	778.1	790.9	807.0	823.7	815.4
17.5°	891.7	892.3	856.6	807.0	818.7	821.5	815.4	804.8	851.0	891.1	887.2
20°	931.8	931.2	870.0	802.6	837.1	843.2	837.7	801.5	871.1	926.2	924.6
22.5°	973.0	960.8	887.2	832.7	845.5	850.5	837.7	834.3	887.2	964.1	963.5
25°	995.3	1005.9	925.1	891.1	880.6	868.9	880.0	885.6	936.3	1011.4	989.7
27.5°	1064.9	1047.6	936.3	932.9	910.6	864.4	902.8	930.1	932.9	1054.3	1076.6
30°	1127.8	1134.5	986.4	991.4	950.7	892.3	951.8	995.3	1003.6	1135.6	1133.4
32.5°	1194.7	1197.5	1075.5	1023.7	1006.4	1004.2	981.4	1019.2	1085.0	1190.8	1195.2
35°	1296.1	1318.9	1155.1	1085.5	1063.8	1041.5	1061.6	1095.5	1156.8	1315.5	1304.4
37.5°	1528.3	1492.1	1328.4	1184.1	1169.6	1160.7	1176.9	1201.4	1326.7	1496.0	1547.8
40°	1690.4	1673.1	1450.3	1347.3	1256.0	1303.8	1266.0	1360.7	1464.3	1674.2	1707.6
42.5°	1941.6	1864.7	1635.8	1508.3	1413.6	1379.6	1400.8	1524.4	1656.4	1890.3	1956.1
45°	2182.7	2064.1	1868.1	1755.5	1611.8	1576.2	1604.6	1750.0	1902.6	2087.5	2203.3
47.5°	2428.9	2306.4	2090.8	1928.2	1810.7	1917.1	1824.1	1962.2	2114.2	2329.2	2432.3
50°	2684.6	2548.7	2335.9	2158.8	2148.8	2242.9	2131.5	2202.2	2343.1	2565.9	2687.3
52.5°	2978.1	2831.6	2618.8	2499.1	2522.5	2516.4	2494.1	2481.3	2620.0	2838.8	2983.1
55°	3327.3	3169.1	2999.2	2944.1	3008.7	2939.1	2972.0	2967.5	2987.5	3144.1	3312.8
57.5°	3749.5	3570.7	3400.3	3388.0	3471.0	3536.7	3478.2	3394.1	3359.0	3511.1	3704.4
60°	4281.4	4061.9	3874.8	3836.4	4073.1	4072.5	4019.6	3831.3	3818.0	3990.1	4222.9
62.5°	4869.0	4601.6	4397.2	4336.0	4706.9	4748.7	4583.8	4246.3	4315.3	4454.0	4730.3
65°	5368.0	5046.6	4856.2	4839.4	5292.8	5477.2	5112.9	4651.2	4673.5	4788.8	5087.9
67.5°	5693.3	5306.2	5154.7	5235.4	5799.1	5914.4	5575.8	4921.9	4842.8	4890.7	5248.3
70°	5579.1	5153.6	5044.4	5240.5	5930.0	6104.3	5675.4	4846.1	4677.9	4680.2	5095.6
72.5°	4714.1	4309.2	4361.0	4720.8	5620.3	5864.8	5214.3	4377.2	4033.0	4024.6	4401.7
75°	3117.3	2846.6	3051.0	3611.9	4672.4	5172.5	4320.4	3430.9	2999.2	2858.9	3150.2
77.5°	1363.4	1328.9	1501.0	2134.8	3185.3	3727.7	3095.0	2241.2	1631.3	1356.8	1482.1
80°	365.4	357.6	448.9	809.8	1550.6	2053.0	1674.8	893.9	466.7	339.7	360.4
82.5°	133.1	136.5	166.5	226.7	510.7	864.4	556.4	261.2	176.6	144.8	144.8
85°	57.9	56.3	80.8	90.8	139.2	195.5	159.8	110.8	89.1	66.8	64.1
87.5°	15.6	19.5	27.3	28.4	36.2	29.5	42.3	39.0	33.4	23.4	18.9
90°	0.0	0.0	0.0	0.0	0.0	0.0	0.0	0.0	0.0	0.0	0.0

(END OF REPORT)